

## IRT RAIL SYSTEMS

Simple and space saving high quality curing rail system customized for workshops and assembly lines

*Reaching and maintaining the highest quality curing results have never been easier. With an IRT Rail system by Hedson, quickly manoeuvre the heater into the perfect curing position, reaching all parts of the vehicle.*

The rails can be equipped with any number of heaters, all hanging on easy-glide, self-balanced cassette arms. Precious space between the vehicles can be saved, and no loose or trailing cables on the floor disturb the work process.

If there are obstructions around the suspension points/ ceiling, such as ventilation, construction beams etc., underhung cross rail system is more suitable.

Adapt the IRT Rail system with our Dust and surveillance

system for even more protection for the worker. The system is used in enclosed spray booth or combined spray and dry booth, and has two functions; protection of the IR-cassettes by retraction into dustcovers (when those are not operated) and security-oriented control of the IR-drying unit.

- Adapted for the preparation area and the spray booth
- The cross rail system can be installed to the wall or ceiling
- Can be customized to suit all workshops
- Dryers suitable for the IRT Rail system are IRT 3-20, IRT 4-10 / 4-20 and IRT IR/UV COMBI\* 4-10 / 4-20

**Vip Tools**


# CROSS RAIL AND WALLMOUNTED SYSTEMS

Rail systems tailor-made to suit different working areas

CURING  
BODY SHOP SOLUTIONS



Sidehung cross rail system (Standard)



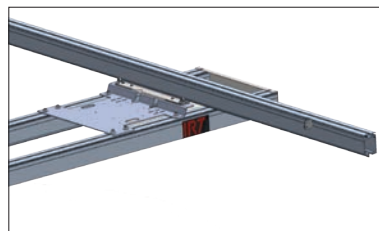

Underhung cross rail system



Rail system



Wall rail system



Left: standard sidehung cross rail system. Right: underhung cross rail system. The cross rail system can be installed to the wall or ceiling. If there are obstructions around the suspension points/ceiling, such as ventilation, construction beams etc, the underhung cross rail system is more suitable.

## TECHNICAL DATA

Side rail set	a) 1-28 m, 1 x 100 A b) 10-30 m, 2 x 100 A
Cross rail incl swing arm	a) 1-7 m 400 V 3 Ph b) 1-7 m 230 V 3 Ph
Cross rail kit	a) Standard sidehung b) Underhung
Wall rail set	a) 1-20 m 400 V 3 Ph b) 1-10 m 230 V 3 Ph
Vertical arm installation height (m)	a) 2,25-3,40 b) 2,25-3,15 c) 2,25-2,70 (*For IR/UV COMBI: a) 2,65-3,40 b) 2,65-3,15 c) 2,65-2,70)
Rail Dryer	IRT 3-20 PcD: 400 V 3 Ph 6 kW IRT 3-20 PcD: 230 V 3 Ph 6 kW IRT 4-20 PcD: 400 V 3 Ph 12 kW IRT 4-20 PcD: 230 V 3 Ph 12 kW IRT IR/UV COMBI 4-20 400 V 3 Ph
Fuse	32 A: 230 V < 2 cassettes, 400 V < 4 cassettes 63 A: 230 V < 4 cassettes, 400 V < 8 cassettes 100 A: 230 V < 6 cassettes, 400 V < 12 cassettes

### EXCELLENT FIT IN LIMITED AREAS

Dryers with high output and capacity adapted for the IRT rail system by Hedson

*These dryers are suspended in permanently installed rails and is easy gliding and self-balancing, both laterally and vertically in all directions. As the electric power supply is integrated in the rails, there are no loose cables dragging along the floor disrupting work and raking up dust.*

The cassettes are easy to adjust into the correct position. The heater lamps are rigidly set in precision gold coated reflector bodies, ensuring the most even and efficient heat distribution. All lamps are cooled by ventilator fans.

Drying time and power is controlled by a microprocessor which, pre-programmed for different types of paint, automatically handles the entire curing process.

Hedson offers 5 different dryers suitable for the IRT Rail Systems.

- No cables on the floor - free areas
- Electric power supply integrated into the rails
- Excellent fit in tight areas between cars
- Less risk for unintentional damage to the car

CURING TIMES	
Putty	2-3 min
Filler	3-7 min
Primer	5-8 min
Water-base paint	2-4 min
Base coat	4-8 min
Top coat	6-10 min
Clear coat	5-10 min
Filler on plastic	7-10 min
Top coat on plastic	15-18 min
Clear coat on plastic	15-18 min

The curing times are extremely short. The times above apply to the IRT PcAuto series. Add a minute or two for other models.



## IRT Rail Systems - Infrared Dryers

### IRT 3-20 PCD

#### Adapted for the prep station and the spray booth

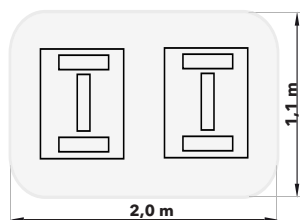
The IRT 3-20 Pcd by Hedson dryers are equipped with a control unit for computerized curing process. There is a program for each drying requirement and due to the easily understandable and self-instructional menu, program selection is quick and easy.

- Computerised curing process, 12 pre-set and 3 custom programs
- Unique possibilities to position the cassettes
- Electronic distance sensor
- Powerful ventilation that cools the cassette and increases lamp life



CURING  
BODY SHOP SOLUTIONS

#### CURING AREAS



##### IRT 3-20 PCD

Two cassettes at a distance of 600 mm, on black sheet metal

#### CONSUMABLES IRT PCD & PCAUTO

Part.no.	Description
102699	Lamp-IR 2kW 235V 360 U CPL
102700	Lamp-IR 1kW 235V 360 U CPL
713576	IRT cassette air filter
713576-10	10 pcs IRT cassette air filter

TECHNICAL DATA - IRT 3-20 PCD		
<b>Voltage</b>	200-230V 3Ph/PE	400V 3Ph/PE
<b>Frequency</b>	50-60 Hz	50-60 Hz
<b>Current</b>	15 A	9 A
<b>Output power</b>	6 kW	6 kW
<b>Fuse</b>	16 A	16 A
<b>Part.no.</b>	800477 (EU, JP)	800463 (EU)

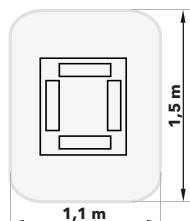
### IRT 4-10 / 4-20 PCAUTO

#### Equipped with user friendly advanced technology

IRT 4-10 and 4-20 Pcauto by Hedson has the same features as IRT 4-1 and 4-2 Pcauto and are easy to use and the curing time is reduced to a minimum. The dryers are equipped with advanced technology such as a temperature measurement, laser circle and ultrasonic distance sensor. 18 different languages can easily be set.

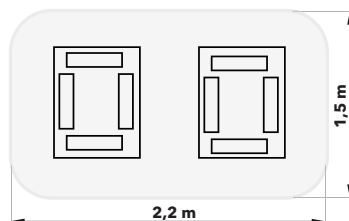
- Computerised curing process, 12 pre-set and 3 custom programs
- Pytometer for exact temperature control
- Laser circle indicates where temperature measuring takes place
- Electronic distance sensor

#### CURING AREAS



##### IRT 4-10 PCAUTO

One cassette at a distance of 600 mm, on black sheet metal



##### IRT 4-20 PCAUTO

Two cassettes at a distance of 600 mm, on black sheet metal



TECHNICAL DATA - IRT 4-10 PCAUTO			
<b>Voltage</b>	200-230V 3Ph/PE	400V 3Ph/PE	440-480V 3Ph/PE
<b>Frequency</b>	50-60 Hz	50-60 Hz	50-60 Hz
<b>Current</b>	15 A	9 A	9 A
<b>Output power</b>	6 kW	6 kW	6 kW
<b>Fuse</b>	16 A	10 A	20 A
<b>Part.no.</b>	800525 (NA, ETL)	800489 (EU)	800494 (NA, ETL)

TECHNICAL DATA - IRT 4-20 PCAUTO				
<b>Voltage</b>	200-230V 3Ph/PE	200-230V 3Ph/PE	400V 3Ph/PE	440-480V 3Ph/PE
<b>Frequency</b>	50-60 Hz	50-60 Hz	50-60 Hz	50-60 Hz
<b>Current</b>	30 A	30 A	17 A	17 A
<b>Output power</b>	12 kW	12 kW	12 kW	12 kW
<b>Fuse</b>	32 A	32 A	16 A	20 A
<b>Part.no.</b>	800480 (EU, JP)	800498 (NA, ETL)	800464 (EU)	800479 (NA, ETL)

### IRT COMBI 4-10 & 4-20 IR-UVA

Unique mobile dryer due to the combination of short-wave infrared and UVA radiation

The combination of shortwave infrared and UVA radiation makes this mobile dryer unique. One cassette includes 4 IR lamps and 1 UVA lamp. These mobile UV dryers is featured with 15 (IR:12, UV: 3) pre-programmed programs for water and solvent based paint material, from putty to clear coat.

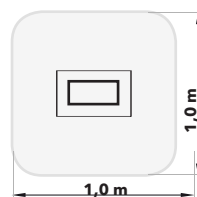
- IR and UVA can be run individually and in sequence
- The infrared lamps are mounted in gold surface reflectors, reflecting up to 98 % of the short wave radiation
- The IRT control unit includes programme selection
- Time counter for the lifelength of the lamps



IRT Combi 4-20 IR-UVA

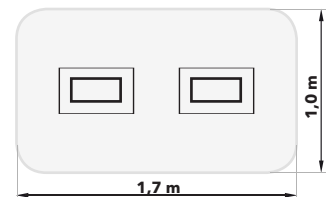
TECHNICAL DATA		
	IRT Combi 4-10 IR-UVA	IRT Combi 4-20 IR-UVA
<b>Voltage</b>	380-420V 3 Ph/PE	380-420V 3 Ph/PE
<b>Frequency</b>	50 Hz	50 Hz
<b>Power</b>	IR: 6 kW UVA: 1 kW	IR: 12 kW UVA: 2 kW
<b>Fuse</b>	Max 100 A	Max 100 A
<b>Current</b>	IR: 9 A UVA: 3 A	IR: 16 A UVA: 6 A
<b>No. of cassettes</b>	1	2
<b>Max. cassette height</b>	2240 mm	2240 mm
<b>Part.no.</b>	800618	800619

#### CURING AREAS - UVA



#### IRT COMBI 4-10 IR-UVA

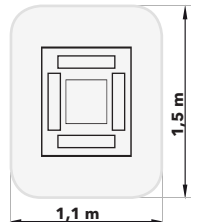
One cassette at a distance of 55 cm with an UV-A intensity of 25mW/cm<sup>2</sup>.



#### IRT COMBI 4-20 IR-UVA

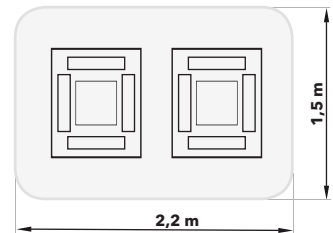
Two cassettes at a distance of 55 cm with an UV-A intensity of 25mW/cm<sup>2</sup>.

#### CURING AREAS - IR



#### IRT COMBI 4-10 IR-UVA

One cassette at a distance of 60 cm, on black sheet metal



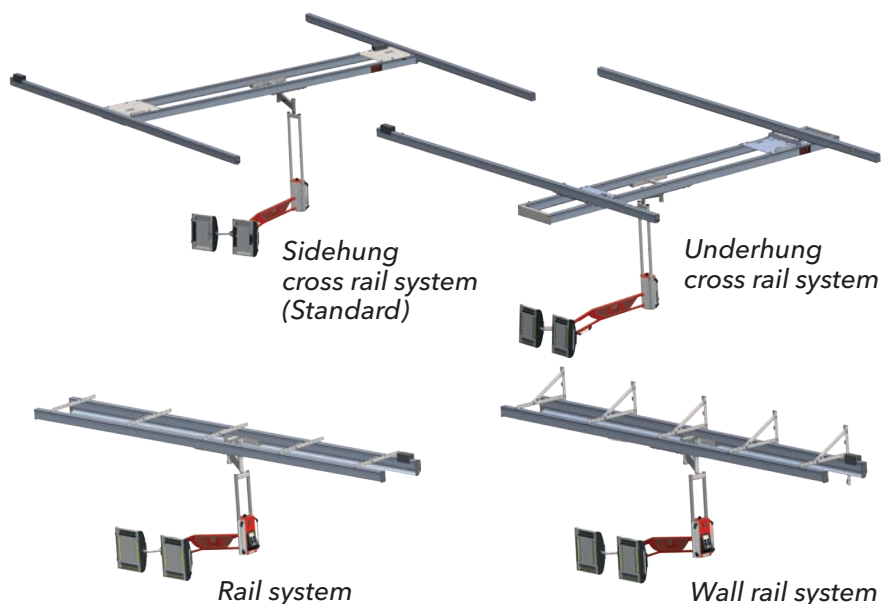
#### IRT COMBI 4-20 IR-UVA

Two cassettes at a distance of 60 cm, on black sheet metal

## IRT RAIL SYSTEMS

Put together your IRT rail system

IRT CROSS RAIL SYSTEM
PLEASE SPECIFY BELOW TO ORDER
<ul style="list-style-type: none"> <li>■ Side Rail</li> <li>■ Standard Sidehung or Underhung Kit</li> <li>■ Cross Rail</li> <li>■ Vertical Arm</li> <li>■ Rail Dryer (See previous pages for part.no.)</li> <li>■ Main Switch</li> <li>■ Dust cover (spray booth only)</li> </ul>
IRT RAIL SYSTEM WITHOUT CROSS RAIL
PLEASE SPECIFY BELOW TO ORDER
WALL OR CEILING MOUNTED
<ul style="list-style-type: none"> <li>■ Side Rail</li> <li>■ Suspension kit for wall or suspension</li> <li>■ Trolley cpl</li> <li>■ Vertical Arm</li> <li>■ Rail Dryer (See previous pages for part.no.)</li> <li>■ Main Switch</li> <li>■ Dust cover (spray booth only)</li> </ul>



SIDE RAILS SET			
<i>Can be loaded with 100 A = 12 pcs of 400-480 V cassettes or 6 pcs of 230 V cassettes</i>		<i>Can be loaded with 200 A (2 x 100 A) = 24 pcs of 400-480V cassettes or 12 pcs of 230 V cassettes</i>	
Part.no.	Description	Part.no.	Description
711986	0-4 m, Rail bolt 8 pcs	712234	10-11 m
711987	4-5 m, Rail bolt 10 pcs	712268	11-12 m
711988	5-6 m, Rail bolt 10 pcs	712269	12-13 m
711989	6-7 m, Rail bolt 12 pcs	712270	13-14 m
711990	7-8 m, Rail bolt 14 pcs	712271	14-15 m
711991	8-9 m, Rail bolt 14 pcs	712272	15-16 m
711992	9-10 m, Rail bolt 16 pcs	712273	16-17 m
711993	10-11 m, Rail bolt 18 pcs	712274	17-18 m
711994	11-12 m, Rail bolt 18 pcs	712275	18-19 m
711995	12-13 m, Rail bolt 20 pcs	712276	19-20 m
711996	13-14 m, Rail bolt 22 pcs	712308	20m and above
711997	14-15 m, Rail bolt 22 pcs		
711998	15-16 m, Rail bolt 24 pcs		
711999	16-17 m, Rail bolt 24 pcs		
712000	17-18 m, Rail bolt 26 pcs		
712001	18-19 m, Rail bolt 26 pcs		
712002	19-20 m, Rail bolt 28 pcs		
712079	20-22 m, Rail bolt 32 pcs		
712080	22-24 m, Rail bolt 34 pcs		
712081	24-26 m, Rail bolt 38 pcs		
712082	26-28 m, Rail bolt 40 pcs		
712083	28-30 m, Rail bolt 42 pcs		
714811	30-34 m, Rail bolt 46 pcs		

SIDEHUNG / UNDERHUNG CROSS RAIL KIT	
Part.no.	Description
714586	Underhung crossrail kit
714587	Sidehung crossrail kit (Standard)

VERTICAL ARM (INSTALLATION HEIGHT)	
Part.no.	Description
713990	2,25 to 3,40 m
713910	2,25 to 3,15 m
713911	2,25 to 2,7 m

CROSS RAIL SET (INCL. SWINGARM)	
<b>400-480 V, 3 Ph</b>	
Part.no.	Description
713934	0-4 m
713935	4-5 m
713936	5-6 m
713937	6-7 m
<b>230 V, 3 Ph</b>	
Part.no.	Description
713938	0-4 m
713939	4-5 m
713940	5-6 m
713941	6-7 m

MAIN SWITCHES	
Part.no.	Description
121512	32A 230V < 2 cassettes 400-480V < 4 cassettes
121806	63A 230V < 4 cassettes 400-480V < 8 cassettes
190146	100A 230V < 6 cassettes 400-480V < 12 cassettes

TROLLEY CPL	
Part.no.	Description
714724	Trolley for wall or ceiling mounted rail system (Quantity: 1/dryer)

RAIL EXTENSION KIT	
Part.no.	Description
190057	0-4 m
190058	4-6 m
190059	6-7 m
190060	Splice kit

SUSPENSION KIT FOR INSTALLATION	
Part.no.	Description
714719	Wallsystem, 1pcs Siderail Rail bolt / 2
714721	Railsystem, 1pc Siderail Rail bolt / 2

DUST COVER AND SURVEILLANCE SYSTEM	
Part.no.	Description
800597	Dust cover and Surveillance System (only for spray booth), incl 800154 400 V, 3 Ph (not ETL), 2 cassettes

DUST COVER	
Part.no.	Description
800664	Dust cover wall mounted (IRT 3-10 and 4-10)
800665	Dust cover wall mounted (IRT 3-20 and 4-20)

WALL BRACKETS FOR INSTALLATION A SIDE RAIL TO A WALL	
Part.no.	Description
800154	Wall brackets, 14 pcs
710222	Wall bracket, 1 pcs

